



How do I cross the road safely? - Film 1



Why is a zebra crossing called a zebra crossing?

1 What is the official name of the zebra crossing?

- Pedestrian thingy
- Pedestrian crossing
- Crossing aid



2 What was put into the streets in ancient Rome to calm traffic in cities?


- Stepping stones
- Nails
- White marble

3 “Zebra” is a German abbreviation for **Zeichen eines besonders rücksichtsvollen Autofahrers**. What does this mean in English?

4 Draw the traffic sign for a zebra crossing here:




How do I cross the road safely? - Film 2



Why are traffic light colours red, yellow, green?

- 1 What was the origin of the red colour?
 - They wanted to imitate the red of tomatoes.
 - In Britain, a red flag was waved in front to warn of steam-powered vehicles.
 - Red was the inventor's favourite colour.
- 2 So why did they choose the colour green?
 - Green apples are so healthy.
 - The colour was randomly selected.
 - In a colour wheel, it is exactly opposite red.
- 3 Yellow was used as the warning colour.
Where did they get this idea from?


- 4 Draw the correct colours of traffic lights here:



How do I cross the road safely?

- Info for teachers

Time required:  1 lesson

Target group:  From Year 3 (Grade 2 in Germany)

Educational background

Listening skills are key skills in school. Children must be able to listen for more than half of the lesson time, because a large proportion of knowledge transfer takes place orally. It is therefore very important to promote this. This can be achieved most successfully by clearly delimiting and announcing listening times. With this worksheet, the listening task has also been linked to traffic-related topics that can be dealt with in lessons. They are a good way to get started or to extend the topic of crossing the road safely.

Possible lesson plan for Year 3 (Grade 2 in Germany)

The worksheet offers questions for two short films on exciting traffic topics. The pupils are told to listen carefully and they will receive questions afterwards. Anyone may make notes if they wish. As a differentiated activity, some children may be given the worksheets in advance so that it is easier for them to listen and pick out the answers. The films "Why is a zebra crossing called a zebra crossing" (2:42 min.) and "Why are traffic lights red, yellow, green?" (1:16 min.) are first watched through completely, then the pupils receive the relevant questions, which they are supposed to answer. The answers can either be collected and discussed or the short films can be viewed again.

Skills to be acquired

- The pupils listen and understand, and can answer knowledge-based questions about the films.
- They learn that traffic lights and zebra crossings serve as a safe crossing aid and recognise them as signs.

Ideas for extension work

Crossing the road safely can now be discussed in more detail. Here, research could be carried out in the vicinity of the school into pedestrian lights and zebra crossings and the rules of how to cross could be discussed.

Solutions

Film 1:

1. Pedestrian crossing
2. Stepping stones
3. Sign of a particularly considerate driver
- 4.



Film 2:

1. Red flag to warn of steam-powered vehicles
2. Colour wheel opposite red
3. Football
- 4.



Links to the videos:

<https://www.mobilekids.net/en/media/1454>

<https://www.mobilekids.net/en/media/1300>



Links to detailed teaching materials:

<https://www.mobilekids.net/en/downloads>

